

USER GUIDE



myPOWER
PREPAID ELECTRICITY




myPOWER
PREPAID ELECTRICITY

For emergency assistance call:
020-3201000, 0711-031000, 0732-111000.
www.kplc.co.ke

THE PRE-PAID METER



The following table shows the error codes that could be displayed:




The token has been entered incorrectly or the token is invalid. Re-enter the token and if the problem persists contact your supply authority.



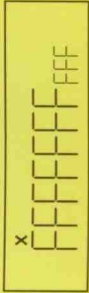
The token has been entered before and cannot be entered again.




The token has expired. It is recommended that you use your token within 3 months from the date of purchase.



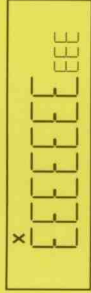
The meter has been coded to a default code and cannot accept credit tokens.



The current available credit in your meter is too high to accept more credit. Re-enter the token when the credit level drops.



The token value is too large and cannot be displayed.



The token has been accepted by the meter but cannot be processed. Contact your supply authority

If the audible feedback option is installed the meter buzzer will sound continuously for one second during any one of the above conditions.

Special User Functions

The following information can be obtained from the Meter by entering the following hash commands via the keypad:

Keypad Entry	Display Reading
#001#	<p>Load Switch Test (STS1)</p>
#100#	<p>Meter Serial Number</p> <p>The MCU serial number will be displayed. After 10 seconds it will revert to the normal credit display. The serial number is scrolled in from right to left. The example shown indicates an MCU serial number ending in "7986" with a Luhn check digit of 3.</p>